


FELT 2 FELT PANELS

Interior Felt has the unique ability to laminate two felts into one homogeneous panel for the ultimate wall covering. Laminated felt can be fabricated into CNC cut patterns and layered over top of the base felt. Colors and textures can be combined for added dimension and depth.







Available in 8mm and 6mm thicknesses

ACOUSTIC DESIGN + FUNCTION BY INTERIOR FELT



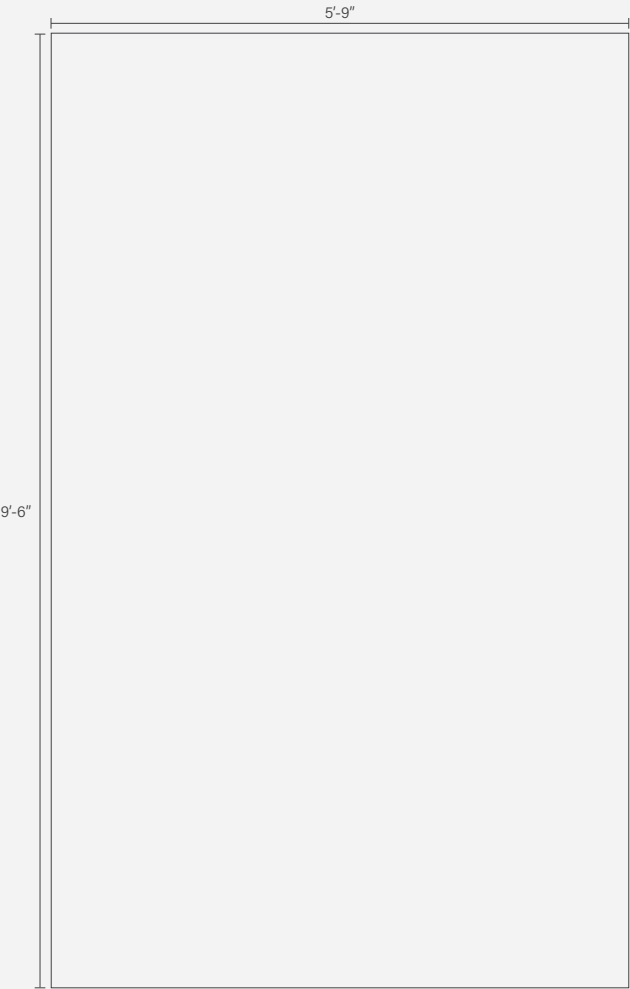
STANDARD DESIGNS

Select two desired felt colors and thicknesses to be laminated together. Choose one of our pre-designed patterns or submit your own.




CUSTOM

Submit your own custom design. Max panel dimension is 9'-6" x 5'-9".



STANDARD SIZES

Medium: 8' x 4' (Nominal)
Large: 8' x 5'-9" (Nominal)



SURFACES

Choose laminating detail:



- A. 5MM FELT LAMINATED TO 3MM FELT
- B. 3MM FELT LAMINATED TO 3MM FELT



HARDWARE

Our trim selection offers aluminum and J molds and L molds to edge off or cap off the panels.

- C. EXPOSED EDGES (NO TRIM)
- D. J MOLD
- E. L MOLD



FELT 2 FELT PANEL SPECIFICATIONS

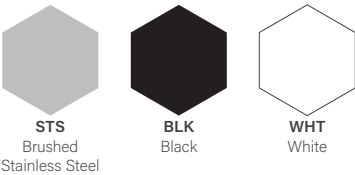
Felt 2 Felt Panels are made to order. Refer to the chart below as a guide. More details are available upon request.

SPECIFICATIONS	
Total Thickness	5/16" (8mm) or 1/4" (6mm)
100% Wool Designer Felt Thickness - Top Layer	1/8" (3mm) or 3/16" (5mm)
100% Wool Designer Felt Thickness - Bottom Layer	1/8" (3mm)
NRC	.55 - .65
Flammability	Test reports available upon request (ASTM E84, CAN S-102)



Our acoustic cores are Class A fire rated in accordance with ASTM E84, CAN S-102. They contain no formaldehyde or air borne contaminants. Note: Assembly and quantity of product-to-area ratio affect NRC values.

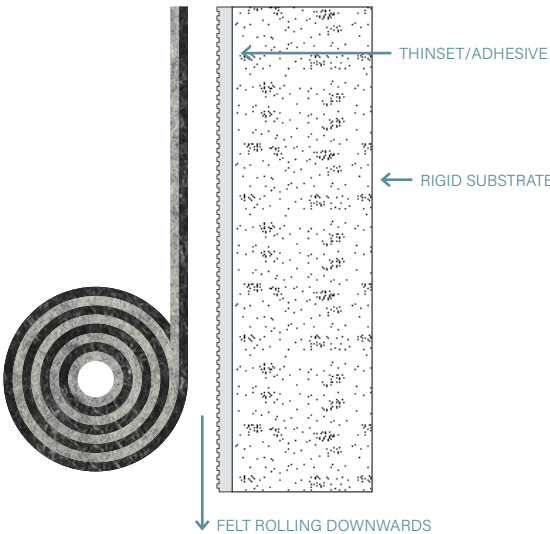
TRIM COLOR OPTIONS



INSTALLATION

GLUE DIRECT
Our felt laminated panels are installed like standard rolled felt wall coverings. Laminate felt panels must always be glued directly to the substrate. We recommend a superior wallpaper adhesive with low water content.

Felt panels can be installed tightly together to create a monolithic wall surface. This allows large surface areas to be covered with minimal visual seams.




COLORS: DESIGNER SERIES


NATURAL



DUO



MONO



The numerals for each color determine thicknesses available. Custom thickness and colors available upon request with minimum orders and lead times required.

- 3 3mm (approx. 1/8")
- 5 5mm (approx. 3/16")

**Slight color variation may occur from dye lot to dye lot.*